

Name of the Public Trust:  
BALANCE SHEET AS AT:ANUSANDHAN TRUST  
31st MARCH, 2012 (FOREIGN CONTRIBUTION)

FUNDS & LIABILITIES	RS.	RS.	PROPERTIES & ASSETS	RS.	RS.
<b>Trust Fund or Corpus</b>		-	<b>Immov. Properties (at cost)</b>		
<b>Other Earmarked Funds</b> (Created under the provisions of the trust deed or scheme or out of income)			Balance as per last balance sheet	2,865,772.92	
			Addition during the year	-	
			Less: Sales during the year	-	
			Depreciation upto date	286,577.29	2,579,195.69
			<b>(As per Annexure II)</b>		
<b>Depreciation Fund</b>		-	<b>Investments</b>		-
<b>Sinking Fund</b>		-			
<b>Reserve Fund</b>		-	<b>Furniture &amp; Fixtures:</b>		
			<b>(As per Annexure III)</b>		
<b>Any other Fund</b>			Balance as per last balance sheet	1,737,992.79	
<b>Earmarked Grants (Refer Note c in Notes to Accounts)</b>			Addition during the year	486,201.00	
Opening balance as per last balance sheet	10,260,669.94		Less: Deletion during the year	13,940.78	
Add: Grants received during the year	18,310,775.13		Depreciation upto date	427,958.13	1,782,294.89
Add: Transfers during the year	-				
Add: Interest earned during the year	152,620.47		<b>Loans</b>		
Less: Transfers during the year	598,400.00		Loans Scholarships	-	
Less: Expenses incurred during the year	20,575,943.27	7,549,722.27	Other loans	-	-
<b>(Refer Annexure I)</b>					
<b>Employee Social Security and Welfare Fund</b>			<b>Advances</b>		
Opening balance as per last balance sheet	1,806,842.76		Tax deducted at source	570,712.00	
Add: Transfers during the year	536,900.00		Deposits	41,796.00	
Add: Interest/dividend apportioned during the year	126,479.00		To Trustees	-	
Less : Utilization during the year	397,318.04	2,072,903.72	To Employees	-	
			To Contractors	-	
			To Lawyers	-	
			To Others	48,562.80	661,070.80
<b>Research &amp; Education Fund</b>			<b>Income outstanding</b>		
Opening balance as per last balance sheet	1,716,036.33		Rent	-	
Add: Transfers during the year			Interest	150,678.09	
Add: Interest earned during the year	130,972.00	1,847,008.33	Other income	-	150,678.09
<b>Maintainence &amp; Overheads Fund</b>					
Opening balance as per last balance sheet	2,203,353.60				
Add: Transfers during the year	-				
Add: Interest/dividend apportioned during the year	140,975.00				
Less : Utilization during the year	40,958.00	2,303,370.60			



20/1/12

<b>Building Fund</b>			<b>Cash &amp; Bank Balances</b>		
Opening balance as per last balance sheet	5,309,373.44		(a) In savings bank a/c 49522 Bank of India Andheri West	5,122,769.11	
Add: Transferred from Income & Expenditure Account		5,823,069.97	(b) In savings bank a/c 13924 Bank of India Pune	1,587,964.78	
Add: Interest/dividend apportioned during the year	513,696.53		(c) In savings bank a/c 00870 Bank of India Santacruz West	373,679.19	
<b>Loans (Secured or Unsecured)</b>			(d) In savings bank a/c 00435 Bank of India Bandra Reclamation	253,285.75	
From Trustees	-	-	(e) In Fixed deposits/short term deposits with Bank of India	11,451,872.88	
From Others	-		(f) Cash on hand	10,160.00	
<b>Liabilities</b>			(g) Cheque on hand	250.00	18,799,981.71
For expenses	-				
For advances	-				
For rent and other deposits	-				
For sundry credit balances	100.00				
<b>Grants due for disbursement (Refer Note d in Notes to Accounts)</b>					
Add: Transferred from Earmarked funds	146,700.00				
Less: Refunds received during the year	61,500.00				
Less: Grants disbursed during the year	-				
	61,500.00	146,800.00			
<b>Income &amp; Expenditure Account</b>					
Balance as per last balance sheet	3,705,151.85				
Add: Surplus from Income & Expenditure Account	525,194.35	4,230,346.20			
<b>TOTAL</b>		<b>23,973,221.18</b>	<b>TOTAL</b>		<b>23,973,221.18</b>

As per the report of our even date

Place: Mumbai  
Dated: 16th September 2012



Chartered Accountant  
Auditors

**Membership No. 40942**

**Firm Reg. No: 108945W**

Place: Mumbai  
Dated: 16th September 2012

*[Signature]*  
*[Signature]*  
Trustees



**Name of the Public Trust:**  
**INCOME & EXPENDITURE ACCOUNT FOR THE YEAR ENDED:**

**ANUSANDHAN TRUST**  
**31st MARCH 2012 (FOREIGN CONTRIBUTION)**

EXPENDITURE	RS	RS.	INCOME	RS.	RS.
<b>To Expenditure in respect of properties *</b>			<b>By Rent (accrued / realised)</b>		-
Rates, Taxes, Cesses	-		<b>By Interest (Realised) *</b>		
Repairs and Maintenance	-		On Securities/short term deposits	-	
Salaries	-		On Loans	-	-
Insurance	-		On Bank Account	-	
Depreciation (by way of adjustments)	-				
Other expenses	-				
<b>To Establishment expenses *</b>		7,750.00	<b>By Insurance Claim</b>		-
<b>To Transfer from Earmarked funds</b>			<b>By Donation in Cash</b>		120,160.00
			<b>By Grants *</b>		
<b>To Remuneration to Trustees *</b>			<b>By Income from other sources</b>		
<b>To Remuneration *</b>			Contribution to publication & database	-	
<b>To Legal Expenses *</b>			Miscellaneous Receipts	-	
			Registration fees	-	
<b>To Audit Fees *</b>			Fellowship	-	
			Honorarium for services rendered	-	
<b>To Contribution to Charity Commissioner</b>			Consultancy received	-	
			Grants Administration Income	430,000.00	
<b>To Loss on writing off assets</b>			Other Income	-	430,000.00
<b>To Amount Written Off</b>					
(a) Bad debts	-				
(b) Loan scholarship	-				
(c) Irrecoverable rents	-				
(d) Other items	-				

*Sn*



*Ran*

To Miscellaneous Expenses *					
To Depreciation *		17,215.65			
To Amount transferred to reserve or specific funds					
To Project expenses *					
Expenditure on Object of the Trust					
(a) Religious	-				
(b) Educational / Research					
(c) Medical Relief	-				
(d) Relif of Poverty	-				
(e) Other charitable objects *	-				
Surplus carried to Balance Sheet		525,194.35			
TOTAL		550,160.00	TOTAL		550,160.00

\* Refer to Earmarked Funds Schedule (Annexure I) and Schedule I to Earmarked Funds. Also please refer to Note c in Notes to Accounts

Place: Mumbai  
Dated: 16th September 2012



As per our report of even date

Chartered Accountant  
Auditors

Place: Mumbai  
Dated: 16th September 2012

Ray,

Trustees


**Membership No. 40942**

**Firm Reg. No: 108945W**

Name of the Public Trust : **ANUSANDHAN TRUST**  
**EARMARKED FUNDS AS AT: 31ST MARCH 2012 (FOREIGN CONTRIBUTION)**

**Annexure I**

PARTICULARS (DONOR / PROJECT)	Opening balance as on 1.4.11	Grants received during the year	Transfers during the year (+)	Allocation of Interest/ Dividend earned during the year	Grand Total	Expenses Refer Schedule I	Transfers during the year (-)	Closing Balance as on 31.3.2012
Institutional Support (AT/OFF/MAC/FORD/NOVIB/UW)	3,214,471.39	-	-	-	3,214,471.39	319,655.66	-	2,894,815.73
The Ford Foundation (FORD/REAP)	23,625.78	-	-	-	23,625.78	2,430.02	-	21,195.76
MacArthur Foundation (MAC/VAW)	40,551.10	-	-	-	40,551.10	4,238.59	-	36,312.52
Netherlands Organisation for International Development Cooperation (NOVIB/HHR)	57,570.00	-	-	-	57,570.00	6,218.43	-	51,351.58
Netherlands Organisation for International Development Cooperation (NOVIB/PHC)	14,412.05	-	-	-	14,412.05	1,999.26	-	12,412.79
University of Witwatersrand (UW/ALASACS)	6,175.31	-	-	-	6,175.31	800.83	-	5,374.48
The Rockefeller Foundation (ROCK/AAP-I)	5,126.29	-	-	-	5,126.29	567.96	-	4,558.33
Ford Foundation (FORD/CC/IS/SECY/CBS)	167,298.84	-	-	-	167,298.84	22,072.17	-	145,226.67
Netherlands Organisation for International Development Cooperation (NOVIB/ISP)	28,797.19	-	-	-	28,797.19	4,319.58	-	24,477.62
Netherlands Organisation for International Development Cooperation (NOVIB/SATHI I)	55,509.72	-	-	-	55,509.72	6,815.35	-	48,694.37
Netherlands Organisation for International Development Cooperation (NOVIB/SATHI II)	24,760.09	-	-	-	24,760.09	3,380.78	-	21,379.31
Asha For Education (ASHA / SAHYOG)	8,377.30	-	-	-	8,377.30	100.80	-	8,276.49
MacArthur Foundation ( MAC/ M&E)	200,321.61	-	-	-	200,321.61	22,836.93	-	177,484.69
MacArthur Foundation ( MAC/ M&E - II)	3,920,271.61	-	-	-	3,920,271.61	1,874,769.64	-	2,045,501.97
Ford Foundation (FORD / MGCPH)	41,873.26	-	-	-	41,873.26	4,976.44	-	36,896.82
Ford Foundation (FORD / RCCAVC)	1,610,719.90	-	-	-	1,610,719.90	1,382,269.75	-	228,450.15
Rangonwala Foundation (RF / HHR)	22,171.49	-	-	-	22,171.49	2,217.15	-	19,954.34



International Development Research Center (IDRC / FRPPHI)	54,475.46	-	-	-	54,475.46	8,067.09	-	46,408.38
International Federation for Health and Human Rights Organisation (IFHHRO / RFP)	141,025.29	227,246.00	-	8,516.54	376,787.83	155,357.82	-	221,430.01
IPAS (IPAS / IAACS)	26,064.19	-	-	-	26,064.19	3,909.63	-	22,154.56
Oxfam NOVIB (NOVIB/CEHAT-SATHI Core)	157,486.51	-	-	-	157,486.51	29,116.11	-	128,370.40
International Budget Partnership (IBP/SATHI)	631,175.36	-	-	9,257.28	640,432.64	625,317.63	-	15,115.01
International Budget Partnership (IBP/SATHI 2)	-	1,479,600.00	-	32,980.76	1,512,580.76	584,621.03	124,500.00	a 803,459.73
International Budget Partnership (IBP/CEHAT)	537,636.31	1,141,000.00	-	12,794.64	1,691,430.95	1,691,430.95	-	0.00
Wellcome Trust (WT / POCMEA)	(459,647.60)	3,470,414.00	-	-	3,010,766.40	3,238,060.57	205,000.00	a (432,294.17)
Oxfam India (Oxfam/SATHI 4)	101,441.10	-	-	-	101,441.10	24,783.66	-	76,657.44
Oxfam India (Oxfam/SATHI 5)	-	2,500,288.00	-	3,957.03	2,504,245.03	2,442,745.03	61,500.00	b (0.00)
Oxfam India (Oxfam/CEHAT)	25,935.00	-	-	-	25,935.00	15,561.00	-	10,374.00
Oxfam India (Oxfam/HCI 11-14)	-	1,352,400.00	-	2,594.22	1,354,994.22	2,383,644.22	134,000.00	a (1,162,650.00)
Wemos Foundation (WF/3rd NBC)	16,674.00	-	-	-	16,674.00	16,545.00	-	129.00
Association for Indias Development (AID/RCMP)	415,006.38	434,000.00	-	21,120.00	870,126.38	320,700.11	-	549,426.27
The Economic & Social Research Council(ESRC/BHESA)	(828,635.00)	3,336,589.00	-	-	2,507,954.00	2,565,593.27	-	(57,639.27)
The Economic & Social Research Council(ESRC/MTG)	-	-	-	-	-	50,791.00	-	(50,791.00)
International Development Research Centre (IDRC/RACBHREOSCM)	-	4,369,238.13	-	61,400.00	4,430,638.13	2,760,029.82	73,400.00	a 1,597,208.31
<b>TOTAL</b>	<b>10,260,669.94</b>	<b>18,310,775.13</b>	<b>-</b>	<b>152,620.47</b>	<b>28,724,065.54</b>	<b>20,575,943.27</b>	<b>598,400.00</b>	<b>7,549,722.27</b>

Notes:

- a. Transferred to Employees Social Security Fund  
b. Transferred to Grants due for disbursement

Place: Mumbai



Chartered Accountant

**Membership No. 40942**

**Firm Reg. No: 108945W**

Place: Mumbai



Trustees

## ANUSANDHAN TRUST

## SCHEDULE I TO EARMARKED FUNDS

PARTICULARS	AMOUNT (RS.)	AMOUNT (RS.)
<b>Institutional Support (AT/OFF/MAC/FORD/NOVIB/UW)</b>		
Depreciation on moveable property	33,078.37	
Depreciation on immoveable property	286,577.29	319,655.66
<b>Ford Foundation (FORD/REAP)</b>		
Depreciation	2,430.02	2,430.02
<b>MacArthur Foundation (MAC/VAW)</b>		
Depreciation	4,238.59	4,238.59
<b>Netherlands Organisation for International Development Cooperation (NOVIB/HHR)</b>		
Depreciation	6,218.43	6,218.43
<b>Asha For Education (ASHA / SAHYOG)</b>		
Depreciation	100.80	100.80
<b>Netherlands Organisation for International Development Cooperation (NOVIB/SATHI II)</b>		
Depreciation	3,380.78	3,380.78
<b>Ford Foundation (Ford / Mgcph )</b>		
Depreciation	4,976.44	4,976.44
<b>MacArthur Foundation (MAC / M &amp; E - II)</b>		
Depreciation	26,424.04	
Allowance	60,000.00	
Bank Charges Account	225.00	
Computer Expenses Account	10,665.00	
Deposit Link admin charges Account	16.80	
Deposit Link Insurance Fund Account	845.00	
Electricity Charges Account	29,660.00	
Employer's contribution to FPF	14,066.00	
Employer's Contribution to PF	48,100.00	
Gratuity and Termination Allowance Account	76,616.00	
Honorarium For Services Rendered Account	218,763.00	
Hospitality & Meeting Expenses Account	56,788.00	
Insurance Premium Account	4,590.00	
Internet / Email Charges Account	50.00	
Miscellaneous Expenses Account	9,714.00	
Office Expenses Account	4,476.00	
P. F. Admin Charges	5,697.80	
Post & Telegraph Account	1,510.00	
Printing & Stationery Account	4,207.00	
Professional Fees Account	10,000.00	
Recruitment expenses Account	3,760.00	
Rent Account	171,000.00	
Repairs & Maintenance Account	28,237.00	
Salaries Account	874,617.00	
Staff Welfare Expenses Account	8,461.00	
Subscription Account	2,500.00	

Roy



Telephone expenses Account	4,689.00	
Travel and Field Expenses Account	2,898.00	
Travelling & Conveyance Account	194,359.00	
Xeroxing Charges Account	1,835.00	<b>1,874,769.64</b>
<b>Ford Foundation (FORD / RCCAVC)</b>		
Depreciation	58,033.80	
Loss on asset misplaced	4,422.66	
Audit Expenses Account	543.00	
Computer Expenses Account	19,200.00	
Deposit Link admin charges Account	10.40	
Deposit Link Insurance Fund Account	520.00	
Employer's contribution to FPF	8,656.00	
Employer's Contribution to PF	24,655.00	
Gratuity and Termination Allowance Account	91,848.00	
Honorarium For Services Rendered Account	120,500.00	
Hospitality & Meeting Expenses Account	92,252.00	
Insurance Premium Account	2,120.00	
Legal Fees Account	10,000.00	
Miscellaneous Expenses Account	1,090.00	
Newspaper Expenses Account	699.00	
Office Expenses Account	201.00	
P. F. Admin Charges	3,056.00	
Post & Telegraph Account	5,147.89	
Printing & Stationery Account	1,076.00	
Publication Expenses Account	195,180.00	
Rent Account	40,000.00	
Repairs & Maintenance Account	100.00	
Salaries Account	462,669.00	
Staff Welfare Expenses Account	7,403.00	
Subscription Account	8,100.00	
Telephone Expenses Account	4,408.00	
Travel & Field Expenses Account	1,919.00	
Travelling & Conveyance Account	218,460.00	<b>1,382,269.75</b>
<b>International Development Research Center (IDRC / FRPPHI)</b>		
Depreciation	8,067.09	<b>8,067.09</b>
<b>MacArthur Foundation (MAC/M&amp;E)</b>		
Depreciation	21,068.81	
Loss on Sale of Asset	1,768.12	<b>22,836.93</b>
<b>IPAS (IPAS / IAACS)</b>		
Depreciation	3,909.63	<b>3,909.63</b>
<b>Oxfam NOVIB (NOVIB/CEHAT-SATHI Core)</b>		
Depreciation	29,116.11	<b>29,116.11</b>
<b>Wellcome Trust (WT / POCMEA)</b>		
Depreciation	35,736.00	
Allowances	135,000.00	
Audit expenses Account	107.00	
Bank Charges Account	16,970.00	
Books & Periodicals Account	23,649.00	
Computer Expenses Account	14,243.00	
Deposit Link admin charges Account	32.60	



Deposit Link Insurance Fund Account	1,653.60	
Employer's contribution to FPF	27,514.00	
Employer's Contribution to PF	76,180.00	
Gratuity and Termination Allowance Account	51,348.00	
Honorarium For Services Rendered Account	110,884.00	
Hospitality & Meeting Expenses Account	198,211.00	
Insurance Premium Account	1,855.00	
Interest paid on Income tax	340.00	
Internet / Email Charges Account	7,919.00	
Legal fees Account	10,000.00	
Medical Expenses Account	6,645.00	
Membership fees	500.00	
Miscellaneous Expenses Account	1,036.00	
P. F. Admin Charges	9,505.37	
Post & Telegraph Account	717.00	
Printing & Stationery Account	3,618.00	
Professional Fees Account	203,709.00	
Registration Fees Account	43,086.00	
Rent Account	381,500.00	
Repairs & Maintenance Account	16,545.00	
Salaries Account	1,428,983.00	
Staff Welfare Expenses Account	220.00	
Telephone Expenses Account	36,526.00	
Travel and Field Expenses Account	909.00	
Travelling & Conveyance Account	392,114.00	
Xeroxing Charges Account	805.00	3,238,060.57

**International Federation of Health & Human Rights Organisations (IFHHRO / RFP)**

Bank charges Account	1,100.00	
Deposit Link admin charges Account	1.95	
Deposit Link Insurance Fund Account	97.50	
Employer's contribution to FPF	1,623.00	
Employer's Contribution to PF	4,972.00	
Honorarium For Services Rendered Account	17,980.00	
Hospitality & Meeting Expenses Account	3,878.00	
Medical Expenses Account	1,519.00	
P. F. Admin Charges	604.57	
Post & Telegraph Account	280.00	
Salaries Account	91,601.00	
Telephone Expenses Account	1,100.80	
Travelling & Conveyance Account	30,600.00	155,357.82

**International Budget Partnership (IBP-SATHI)**

Bank Charges Account	270.00	
Computer Expenses Account	1,367.00	
Deposit Link admin charges Account	6.20	
Deposit Link Insurance Fund Account	292.50	
Employer's contribution to FPF	4,869.00	
Employer's Contribution to PF	9,658.00	
Grants administration cost	120,000.00	
Gratuity and Termination Allowance Account	87,404.00	
Honorarium For Services Rendered Account	5,000.00	
Hospitality & Meeting Expenses Account	26,249.00	
Internet / Email Charges Account	1,434.00	
P. F. Admin Charges	1,333.93	
Printing & Stationery Account	1,550.00	



Salaries Account	257,175.00	
Telephone Expenses Account	3,340.00	
Travel & Field Expenses Account	38,502.00	
Travelling & Conveyance Account	66,867.00	625,317.63

#### International Budget Partnership (IBP-SATHI 2)

Bank charges Account	2,541.00	
Deposit Link admin charges Account	9.71	
Deposit Link Insurance Fund Account	488.00	
Employer's contribution to FPF	8,115.00	
Employer's Contribution to PF	18,777.00	
Grants Administration Cost	80,000.00	
Honorarium For Services Rendered Account	53,370.00	
Medical Expenses Account	2,041.00	
Medical Support Account	300.00	
P. F. Admin Charges	2,465.32	
Publication Expenses Account	9,975.00	
Salaries Account	373,534.00	
Telephone Expenses Account	488.00	
Travel & Field Expenses Account	20,866.00	
Travelling & Conveyance Account	11,651.00	584,621.03

#### International Budget Partnership (IBP-CEHAT)

Audit Expenses Account	209.00	
Bank Charges Account	2,995.00	
Books & Periodicals Account	12,702.00	
Computer Expenses Account	24,727.00	
Deposit Link admin charges Account	21.25	
Deposit Link Insurance Fund Account	1,073.00	
Electricity Charges Account	25,950.00	
Employer's contribution to FPF	17,853.00	
Employer's Contribution to PF	39,747.00	
Hiring Charges Account	3,250.00	
Honorarium For Services Rendered Account	222,015.00	
Hospitality & Meeting Expenses Account	28,904.00	
Insurance Premium Account	3,801.00	
Internet / Email Charges Account	900.00	
Medical Expenses Account	4,865.00	
Membership Fees Account	500.00	
Miscellaneous Expenses Account	4,198.00	
Newspaper Expenses Account	2,149.00	
Office Expenses Account	7,475.00	
P. F. Admin Charges	5,269.99	
Post & Telegraph Account	27,083.00	
Printing & Stationery Account	30,704.00	
Repairs & Maintenance Account	196,150.00	
Salaries Account	884,886.00	
Staff Welfare Expenses Account	7,446.00	
Subscription Account	4,000.00	
Telephone Expenses Account	32,915.71	
Travel & Field Expenses Account	20,939.00	
Travelling & Conveyance Account	63,700.00	
Water Charges Account	7,600.00	
Xeroxing Charges Account	7,403.00	1,691,430.95



**Oxfam India (Oxfam/SATHI 4)**

Depreciation

24,783.66

24,783.66

**Oxfam India (Oxfam/SATHI 5)**

Allowances

7,500.00

Audit expenses Account

695.00

Bank Charges Account

1,485.00

Computer Expenses Account

20,956.00

Deposit Link admin charges Account

26.48

Deposit Link Insurance Fund Account

1,318.60

Electricity Charges Account

17,827.00

Employer's contribution to FPF

21,952.00

Employer's Contribution to PF

49,491.00

Grants administration cost

130,000.00

Gratuity and Termination Allowance Account

143,614.00

Hiring Charges Account

7,904.00

Honorarium For Services Rendered Account

426,724.00

Hospitality &amp; Meeting Expenses Account

88,876.00

Insurance Premium Account

9,409.00

Internet / Email Charges Account

110.00

Legal Fees Account

550.00

Medical Support Account

946.00

Miscellaneous Expenses Account

7,179.00

Newspaper Expenses Account

4,742.00

Office Expenses Account

461.00

P. F. Admin Charges

6,551.03

Post &amp; Telegraph Account

4,070.93

Printing &amp; Stationery Account

25,243.00

Publication Expenses Account

109,575.00

Repairs &amp; Maintenance Account

35,210.00

Salaries Account

992,302.00

Society Maintenance Charges Account

7,520.00

Staff Welfare Expenses Account

3,927.00

Telephone Expenses Account

20,801.00

Travel &amp; Field Expenses Account

154,832.00

Travelling &amp; Conveyance Account

134,430.00

Xeroxing Charges Account

6,517.00

2,442,745.03

**Oxfam India (Oxfam / CEHAT)**

Depreciation

15,561.00

15,561.00

**Oxfam India (Oxfam / HCI 11-14)**

Bank Charges Account

1,150.00

Books &amp; Periodicals Account

3,791.00

Computer Expenses Account

38,288.00

Deposit Link admin charges Account

38.35

Deposit Link Insurance Fund Account

1,930.55

Electricity Charges Account

65,360.00

Employer's contribution to FPF

32,136.00

Employer's Contribution to PF

69,430.00

Gratuity and Termination Allowance Account

100,758.00

Honorarium For Services Rendered Account

129,745.00

Hospitality &amp; Meeting Expenses Account

88,044.00

Insurance Premium Account

3,537.00

Internet / Email Charges Account

900.00

Legal fees Account

30.00



Medical Expenses Account	4,522.00	
Miscellaneous Expenses Account	7,230.00	
Newspaper Expenses Account	4,781.00	
Office Expenses Account	7,928.00	
P. F. Admin Charges	9,309.06	
Post & Telegraph Account	7,167.00	
Printing & Stationery Account	29,060.00	
Recruitment expenses	1,655.00	
Rent Account	20,000.00	
Repairs & Maintenance Account	28,227.00	
Salaries Account	1,381,162.00	
Security Charges Account	100,638.00	
Staff Welfare Expenses Account	29,396.00	
Subscription Account	12,258.00	
Telephone Expenses Account	51,036.27	
Travel & Field Expenses Account	4,690.00	
Travelling & Conveyance Account	106,985.00	
Water Charges Account	3,680.00	
Website Expenses Account	19,302.00	
Xeroxing Charges Account	19,480.00	2,383,644.22

**The Economic & Social Research Council(ESRC/BHESA)**

Depreciation	38,920.80
Allowances	30,000.00
Audit expenses Account	22.00
Bank Charges Account	2,325.00
Books & Periodicals Account	2,532.00
Computer Expenses Account	17,868.00
Deposit Link admin charges Account	38.34
Deposit Link Insurance Fund Account	1,931.90
Employer's contribution to FPF	32,155.00
Employer's Contribution to PF	63,234.00
Gratuity and Termination Allowance Account	127,154.00
Hiring Charges Account	1,000.00
Honorarium For Services Rendered Account	269,935.00
Hospitality & Meeting Expenses Account	87,768.00
Insurance Premium Account	3,370.00
Labour Charges Account	1,080.00
Legal Fees Account	15,000.00
Medical Expenses Account	1,434.00
Miscellaneous Expenses Account	13,143.00
Newspaper Expenses Account	1,998.00
Office Expenses Account	3,887.00
P. F. Admin Charges	8,745.22
Post & Telegraph Account	10,911.00
Printing & Stationery Account	5,058.00
Professional Fees Account	146,608.00
Recruitment expenses Account	2,250.00
Registration Fees Account	1,500.00
Rent Account	50,000.00
Repairs & Maintenance Account	20,182.00
Salaries Account	1,324,830.00
Staff Welfare Expenses Account	13,696.00
Subscription Account	790.00
Telephone Expenses Account	7,138.00
Travel and Field Expenses Account	18,672.00



Travelling & Conveyance Account	236,443.00	
Xeroxing Charges Account	3,974.00	2,565,593.27
<b>The Economic &amp; Social Research Council(ESRC/MTG)</b>		
Hiring Charges Account	3,000.00	
Hospitality & Meeting Expenses Account	27,532.00	
Travelling & Conveyance Account	20,259.00	50,791.00
<b>Association for Indias Development (AID/RCMP)</b>		
Bank Charges Account	75.00	
Deposit Link admin charges Account	7.95	
Deposit Link Insurance Fund Account	390.06	
Electricity Charges Account	1,039.00	
Employer's contribution to FPF	6,492.00	
Employer's Contribution to PF	10,740.00	
Gratuity and Termination Allowance Account	23,020.00	
Honorarium For Services Rendered Account	9,000.00	
Miscellaneous Expenses Account	600.00	
Newspaper Expenses Account	93.00	
P. F. Admin Charges	1,581.10	
Post & Telegraph Account	55.00	
Printing & Stationery Account	746.00	
Publication Expenses Account	15,445.00	
Repairs & Maintainence Account	400.00	
Salaries Account	239,412.00	
Telephone Expenses Account	5,337.00	
Travel & Field Expenses Account	3,780.00	
Travelling & Conveyance Account	1,508.00	
Xeroxing Charges Account	979.00	320,700.11
<b>Wemos Foundation (WF/3rd NBC)</b>		
Website Expenses Account	16,545.00	16,545.00
<b>International Development Research Centre (IDRC/RACBHREOSCM)</b>		
Depreciation	55,905.83	
Accomodation Charges Account	1,200.00	
Bank Charges Account	190.00	
Books & Periodicals Account	8,898.00	
Computer Expenses Account	46,926.00	
Deposit Link admin charges Account	31.65	
Deposit Link Insurance Fund Account	1,582.80	
Electricity Charges Account	15,380.00	
Employer's contribution to FPF	26,314.00	
Employer's Contribution to PF	62,356.00	
Grants administration cost	100,000.00	
Hiring Charges Account	10,800.00	
Honorarium For Services Rendered Account	728,772.00	
Hospitality & Meeting Expenses Account	6,639.00	
Internet / Email Charges Account	18,181.00	
Legal Fees Account	3,275.00	
Medical Expenses Account	1,241.00	
Miscellaneous Expenses Account	210.00	
Newspaper Expenses Account	2,060.00	
Office Expenses Account	2,286.00	
P. F. Admin Charges	8,260.55	
Post & Telegraph Account	496.00	



Printing & Stationery Account	10,089.00	
Publication Expenses Account	15,225.00	
Registration Fees Account	1,000.00	
Rent Account	146,000.00	
Rent, Rates & Taxes Account	6,270.00	
Repairs & Maintenance Account	5,350.00	
Salaries Account	1,241,306.00	
Staff Welfare Expenses Account	6,913.00	
Subscription Account	9,349.00	
Telephone Expenses Account	10,937.00	
Training Expenses Account	18,000.00	
Travel & Field Expenses Account	50,827.00	
Travelling & Conveyance Account	111,210.00	
Website expenses Account	20,800.00	
Xeroxing Charges Account	5,749.00	2,760,029.82
<b>The Rockefeller Foundation (ROCK/AAP-I)</b>		
Depreciation	567.96	567.96
<b>Ford Foundation (FORD/CC/IS/SECY/CBS)</b>		
Depreciation	22,072.17	22,072.17
<b>Netherlands Organisation for International Development Cooperation (NOVIB/PHC)</b>		
Depreciation	1,999.26	1,999.26
<b>University of Witwatersrand (UW/ALASACS)</b>		
Depreciation	800.83	800.83
<b>Netherlands Organisation for International Development Cooperation (NOVIB/SATHI 1)</b>		
Depreciation	6,815.35	6,815.35
<b>Netherlands Organisation for International Development Cooperation (NOVIB/ISP)</b>		
Depreciation	4,319.58	4,319.58
<b>Rangoonwala Foundation (RF / HHR)</b>		
Depreciation	2,217.15	2,217.15
		<b>20,575,943.27</b>





Name of the Public Trust :  
FIXED ASSETS AS AT:

ANUSANDHAN TRUST  
31ST MARCH 2012 (FOREIGN CONTRIBUTION)

Annexure II

PARTICULARS (PROJECT/ASSET)	GROSS BLOCK		Total as on 31-3-2012	Accumulated Depreciation as on 31-3-2011	Depriciation for the year	Acc. Dep as on 31.03.12	W.D. V as on 31.03.12	W.D.V as on 31-03.11
	As on 1-4-2011	Additions during the year						
Institutional Support (MAC/FORD/NOVIB/UW)								
Office premises	7,734,484.00	-	7,734,484.00	4,868,710.96	286,577.29	5,155,288.25	2,579,195.63	2,865,772.92
<b>TOTAL</b>	<b>7,734,484.00</b>	<b>-</b>	<b>7,734,484.00</b>	<b>4,868,710.96</b>	<b>286,577.29</b>	<b>5,155,288.25</b>	<b>2,579,195.69</b>	<b>2,865,772.92</b>

Place: Mumbai  
Dated: 16th September 2012



Chartered Accountant  
Auditors

Membership No. 40942

Firm Reg. No: 108945W

Place: Mumbai  
Dated: 16th September 2012

Trustees




Name of the Public Trust : **ANUSANDHAN TRUST**  
**FIXED ASSETS AS AT: 31ST MARCH 2012 (FOREIGN CONTRIBUTION)**

Annexure III

PARTICULARS (PROJECT/ASSET)	GROSS BLOCK		Deletions during the year	Total as on 31.03.2012	Accumulated Depreciation as on 31-3-2011	Dep for the year	Dep on asset sold or written off	Acc. Dep as on 31.03.12	W.D. V as on 31.03.12	W.D.V as on 31.03.11
	As on 1-4-2011	Additions during the year								
<b>Institutional Support (AT/OFF)</b>										
Furniture & Fixtures	1,266,425.00	-	-	1,266,425.00	935,641.30	33,078.37	-	968,719.67	297,705.35	330,783.72
Equipment	-	114,771.00	-	114,771.00	-	17,215.65	-	17,215.65	97,555.35	-
	1,266,425.00	114,771.00	-	1,381,196.00	935,641.30	50,294.02	-	985,935.32	395,260.70	330,783.72
<b>Ford Foundation (FORD/REAP)</b>										
Furniture & Fixtures	121,818.00	-	-	121,818.00	99,541.06	2,227.69	-	101,768.76	20,049.24	22,276.94
Equipment	34,229.00	-	-	34,229.00	32,642.13	202.33	-	32,642.13	1,146.52	1,348.84
	156,047.00	-	-	156,047.00	132,183.19	2,430.02	-	134,410.88	21,195.76	23,625.78
<b>MacArthur Foundation (MAC/VAW)</b>										
Furniture & Fixtures	179,281.90	-	-	179,281.90	138,121.83	3,688.16	-	138,121.83	33,193.44	36,881.60
Equipment	70,699.00	-	-	70,699.00	66,381.95	550.43	-	66,381.95	3,119.08	3,669.51
	249,980.90	-	-	249,980.90	204,503.78	4,238.59	-	204,503.78	36,312.52	40,551.10
<b>The Rockefeller Foundation (ROCK/AAP-I)</b>										
Furniture & Fixtures	16,495.79	-	-	16,495.79	11,916.64	401.96	-	11,916.64	3,617.65	4,019.61
Equipment	12,476.00	-	-	12,476.00	11,174.04	166.00	-	11,174.04	940.67	1,106.67
	28,971.79	-	-	28,971.79	23,090.68	567.96	-	23,090.68	4,558.32	5,126.29
<b>Ford Foundation (FORD/CC/IS/SECY/CBS)</b>										
Fax Modem	18,500.00	-	-	18,500.00	16,516.92	252.84	-	16,516.92	1,432.78	1,685.63
Furniture & Fixtures	183,758.42	-	-	183,758.42	116,588.16	6,045.32	-	116,588.16	54,407.91	60,453.23
Equipment	279,573.00	-	-	279,573.00	243,160.02	4,642.68	-	243,160.02	26,308.53	30,951.21
Vehicle	510,400.00	-	-	510,400.00	423,095.56	11,131.32	-	423,095.56	63,077.45	74,208.77
	992,231.42	-	-	992,231.42	799,360.66	22,072.17	-	799,360.65	145,226.68	167,298.84
<b>Netherlands Organisation for International Development Cooperation (NOVIB/PHC)</b>										
Furniture & Fixtures	18,495.60	-	-	18,495.60	14,780.64	325.11	-	14,780.64	2,926.03	3,251.15
Vehicle	86,160.00	-	-	86,160.00	75,468.13	1,311.49	-	75,468.13	7,431.77	8,743.26
Equipment	54,452.35	-	-	54,452.35	51,608.09	362.64	-	51,608.09	2,054.99	2,417.63
Fax / Fax Modem	0.01	-	-	0.01	(0.00)	0.01	-	(0.00)	0.00	0.01
	159,107.96	-	-	159,107.96	141,856.85	1,999.26	-	141,856.85	12,412.80	14,412.06



*[Handwritten Signature]*



*[Handwritten Signature]*




<b>University of Witwatersrand (UW/ALASACS)</b>										
Furniture and Fixtures	8,576.00	-		8,576.00	5,724.95	250.94		5,724.95	2,258.49	2,509.43
Equipment	28,748.00	-	-	28,748.00	24,435.19	549.88	-	24,435.19	3,116.00	3,665.89
	37,324.00	-	-	37,324.00	30,160.14	800.83	-	30,160.14	5,374.49	6,175.32
<b>Asha for Education (AFE/SAHYOG)</b>										
Equipment	4,820.00	-	-	4,820.00	4,147.98	100.80	-	4,248.79	571.22	672.03
<b>Netherlands Organisation for International Development Cooperation (NOVIB/SATHI I)</b>										
Equipment	73,487.00	-	-	73,487.00	61,944.99	1,471.60	-	61,944.99	8,339.09	9,810.69
Furniture & Fixtures	86,620.75	-	-	86,620.75	53,040.47	3,022.23	-	53,040.47	27,200.03	30,222.25
Vehicle	71,145.00	-	-	71,145.00	52,937.02	2,321.52	-	52,937.02	13,155.26	15,476.78
	231,252.75	-	-	231,252.75	167,922.49	6,815.35	-	167,922.49	48,694.38	55,509.72
<b>Netherlands Organisation for International Development Cooperation (NOVIB/ISP)</b>										
Equipment	197,600.00	-	-	197,600.00	163,720.97	4,319.58	-	163,720.97	24,477.61	28,797.19
<b>Netherlands Organisation for International Development Cooperation (NOVIB/SATHI II)</b>										
Equipment	24,084.00	-	-	24,084.00	17,327.33	861.48	-	17,327.33	4,881.69	5,743.17
Furniture & Fixtures	14,610.00	-	-	14,610.00	7,204.79	666.47	-	7,204.79	5,998.23	6,664.70
Vehicle	30,932.00	-	-	30,932.00	16,399.98	1,852.83	-	16,399.98	10,499.39	12,352.22
	69,626.00	-	-	69,626.00	40,932.10	3,380.78	-	40,932.10	21,379.31	24,760.09
<b>Netherlands Organisation for International Development Cooperation (NOVIB/HHR)</b>										
Furniture & Fixtures	98,132.50	-	-	98,132.50	44,419.73	4,834.15	-	44,419.73	43,507.35	48,341.50
Equipment	40,922.00	-	-	40,922.00	30,064.94	1,384.28	-	30,064.94	7,844.23	9,228.51
	139,054.50	-	-	139,054.50	74,484.67	6,218.43	-	74,484.67	51,351.58	57,570.00
<b>Rangoonwala Foundation (RF / HHR)</b>										
Furniture & Fixtures	45,508.00	-	-	45,508.00	20,873.02	2,217.15	-	20,873.02	19,954.34	22,171.49
	45,508.00	-	-	45,508.00	20,873.02	2,217.15	-	20,873.02	19,954.34	22,171.49
<b>MacArthur Foundation (MAC/M&amp;E)</b>										
Computer	274,861.00	-	130,850.00	144,011.00	268,433.94	1,261.20	130,381.18	139,313.96	840.80	2,570.82



Furniture & Fixtures	389,702.50	-	20,213.00	369,489.50	190,811.77	16,995.24	11,163.70	196,643.31	152,957.13	179,001.67
Equipment	61,383.00	-	-	61,383.00	40,711.61	2,635.60	-	40,711.61	14,935.08	17,570.69
Fax / Fax Modem	2,924.00	-	-	2,924.00	1,537.62	176.77	-	1,537.62	1,001.67	1,178.43
	728,870.50	-	151,063.00	577,807.50	501,494.95	21,068.81	141,544.88	378,206.50	169,734.68	200,321.61
<b>MacArthur Foundation (MAC/M&amp;E - II)</b>										
Computer	163,400.00	23,000.00	-	186,400.00	166,308.00	19,735.20	-	186,043.20	24,656.80	21,392.00
Furniture & Fixtures	67,696.00	-	-	67,696.00	14,204.64	5,349.14	-	19,553.77	48,142.23	53,491.37
Equipment	5,990.00	1,850.00	-	7,840.00	1,662.23	787.92	-	2,450.14	5,389.86	4,327.78
Fax / Fax Modem	5,990.00	-	-	5,990.00	2,311.39	551.79	-	2,863.18	3,126.82	3,678.61
	243,076.00	24,850.00	-	267,926.00	184,486.25	26,424.04	-	210,910.30	81,315.70	82,889.75
<b>Ford Foundation (FORD/MGCPH)</b>										
Computer	72,762.00	-	-	72,762.00	70,423.29	561.29	-	70,423.29	374.19	935.48
Equipment	24,625.00	-	-	24,625.00	17,063.30	964.12	-	17,063.30	5,463.33	6,427.45
Furniture & Fixtures	75,341.00	-	-	75,341.00	36,996.20	3,451.03	-	36,996.20	31,059.29	34,510.33
	172,728.00	-	-	172,728.00	124,482.79	4,976.44	-	124,482.79	36,896.82	41,873.26
<b>International Development Research Center (IDRC / FRPPH)</b>										
Computer	218,818.00	-	-	218,818.00	207,444.00	2,729.76	-	207,444.00	1,819.84	4,549.60
Equipment	15,820.00	-	-	15,820.00	7,708.49	1,034.22	-	7,708.49	5,860.58	6,894.80
Furniture & Fixtures	80,922.50	-	-	80,922.50	33,110.23	4,303.11	-	33,110.23	38,727.95	43,031.06
	315,560.50	-	-	315,560.50	248,262.71	8,067.09	-	248,262.71	46,408.37	54,475.46
<b>Ford Foundation (FORD/RCCAV)</b>										
Computer	263,395.00	-	-	263,395.00	193,744.92	41,790.05	-	235,534.97	27,860.03	69,650.08
Equipment	35,635.00	-	5,625.00	30,010.00	9,304.32	3,286.20	1,202.34	11,388.18	18,621.82	26,330.68
Furniture & Fixtures	165,102.00	2,200.00	-	167,302.00	37,726.46	12,957.55	-	50,684.02	116,617.98	127,375.54
	464,132.00	2,200.00	5,625.00	460,707.00	240,775.70	58,033.80	1,202.34	297,607.17	163,099.83	223,356.30
<b>IPAS</b>										
Equipment	39,000.00	-	-	39,000.00	12,935.81	3,909.63	-	16,845.44	22,154.56	26,064.19
<b>Netherlands Organisation for International Development Cooperation (NOVIB/CEHAT-SATHI Core)</b>										
Computer	264,838.00	-	-	264,838.00	248,845.30	9,595.62	-	258,440.92	6,397.08	15,992.70
Equipment	209,112.00	-	-	209,112.00	101,689.81	16,113.33	-	117,803.14	91,308.86	107,422.19
Furniture & Fixtures	48,132.00	-	-	48,132.00	14,060.38	3,407.16	-	17,467.54	30,664.46	34,071.62
	522,082.00	-	-	522,082.00	364,595.49	29,116.11	-	393,711.60	128,370.40	157,486.51

*Signature*



*Signature*



<b>Oxfam India (Oxfam/SATHI 4)</b>										
Computer	55,950.00	-	-	55,950.00	33,570.00	13,428.00	-	46,998.00	8,952.00	22,380.00
Equipment	38,100.00	-	-	38,100.00	4,845.00	4,988.25	-	9,833.25	28,266.75	33,255.00
Furniture & Fixtures	70,749.00	-	-	70,749.00	7,074.90	6,367.41	-	13,442.31	57,306.69	63,674.10
	164,799.00	-	-	164,799.00	45,489.90	24,783.66	-	70,273.56	94,525.44	119,309.10
<b>Oxfam India (Oxfam/CEHAT)</b>										
Computer	37,050.00	-	-	37,050.00	11,115.00	15,561.00	-	26,676.00	10,374.00	25,935.00
	37,050.00	-	-	37,050.00	11,115.00	15,561.00	-	26,676.00	10,374.00	25,935.00
<b>Wellcome Trust (WT / POCMEA)</b>										
Computer	29,400.00	47,800.00	-	77,200.00	17,640.00	35,736.00	-	53,376.00	23,824.00	11,760.00
<b>The Economic &amp; Social Research Council(ESRC/BHESA)</b>										
Computer	42,670.00	47,800.00	-	90,470.00	25,602.00	38,920.80	-	64,522.80	25,947.20	17,068.00
<b>International Development Research Centre (IDRC/RACBHREOSCM)</b>										
Computer	-	62,300.00	-	62,300.00	-	37,380.00	-	37,380.00	24,920.00	-
Equipment	-	69,198.00	-	69,198.00	-	7,261.73	-	7,261.73	61,936.28	-
Furniture & Fixtures	-	117,282.00	-	117,282.00	-	11,264.10	-	11,264.10	106,017.90	-
	-	248,780.00	-	248,780.00	-	55,905.83	-	55,905.83	192,874.18	-
<b>TOTAL</b>	<b>6,337,317.32</b>	<b>486,201.00</b>	<b>156,688.00</b>	<b>6,666,830.32</b>	<b>4,515,758.43</b>	<b>427,958.13</b>	<b>142,747.22</b>	<b>4,732,281.04</b>	<b>1,782,294.89</b>	<b>1,737,992.79</b>

Place: Mumbai  
Dated: 16th September 2012



Chartered Accountant  
Auditors

**Membership No. 40942**

**Firm Reg. No: 108945W**

Place: Mumbai  
Dated: 16th September 2012

Trustees



Raj

## ANUSANDHAN TRUST


### Notes forming part of the Accounts

- a) Method of accounting followed by trust is presently on cash basis.
- b) Fixed Assets are stated at cost less depreciation.
- c) The trust activities involve undertaking research in health, Health care and related areas. These activities are carried on with the support viz. Grants from various organisations, interest and dividend allocated and amounts utilized are shown separately in an "Earmarked Funds Schedule" so as to effect proper accounting control over grants received and utilization thereof.
- d) Grants due for disbursement represents amount received from MacArthur Foundation under the Strengthening the monitoring and evaluation capacity of non-governmental organisations working in the field of maternal mortality and morbidity and young people's sexual and reproductive health in India, for disbursing to Achutha Menon Centre for Health Sciences Studies to work for developing publications based on their existing data sets, developing new research and placing students for research and internship.
- e) During the year the trust has transferred funds to the utilization accounts maintained exclusively for Foreign Contribution purposes. Details of transfers made to utilization accounts during the year are as follows:

Sr. No.	Name of the bank and branch	Savings Bank Account Number	Amount transferred
1	Bank of India, Santacruz West Branch, Mumbai	004010110000870	50,74,000.00
2	Bank of India, Bandra Reclamation Branch, Mumbai	009410110000435	63,03,000.00
3	Bank of India, Sahakar Nagar C&P Branch, Pune	051310100013924	54,02,000.00

- f) The administrative expenses for the year are less than 50% of the contribution received during the year Programme and project specific expenses have been charged to the respective programmes and projects.

As per our report attached of even date

For Sachin. P. Mulgaokar & Co.  
Chartered Accountants  
Firm Regn No – 108945 W  
  
(Sachin. P. Mulgaokar)  
Proprietor  
Membership No. 40942

For Anusandhan Trust

   
Trustees

Place: Mumbai  
Dated: 16<sup>th</sup> September 2012